

# Formula BMW Pacific

The secretary of the Meeting  
Published  
31. October. 2010 15:10

## Formula BMW Pacific RACE 2 - RESULT

POS	NO	CLS	DRIVER / TEAM	NAT	CAR	TIME	LAPS	GAP	KPH	BEST
1	16		Calvin WONG	MAS	PETRONAS Mofaz Racing	25:55.698	14		120.04	1:36.361
2	69	R	Richard BRADLEY	SIN	Eurasia Motorsport	25:56.917	14	1.219	119.94	1:36.229
3	22	G	Yuichi NAKAYAMA	JPN	Asia Racing Team	25:57.399	14	1.701	119.90	1:36.098
4	21	G	Ryo HIRAKAWA	JPN	Asia Racing Team	25:57.493	14	1.795	119.90	1:36.284
5	55	SR	Kotaro SAKURAI	PHI	Eurasia Motorsport	25:58.196	14	2.498	119.84	1:36.283
6	78	R	Afiq IKHWAN	MAS	Meritus	26:00.253	14	4.555	119.69	1:36.920
7	23	G	Jimmy ANTUNES	SUI	Atlantic Racing Team	26:00.780	14	5.082	119.64	1:36.753
8	66	SR	Jordan OON	AUS	E-Rain Racing	26:00.905	14	5.207	119.64	1:36.726
9	10	SR	Jesse DIXON	AUS	Atlantic Racing Team	26:02.080	14	6.382	119.55	1:36.950
10	45	R	Duvashen PADAYACHEE	AUS	Eurasia Motorsport	26:02.313	14	6.615	119.53	1:36.950
11	17	R	Ryan RITCHIE	MAS	PETRONAS Mofaz Racing	26:02.598	14	6.900	119.51	1:37.386
12	19	R	Amirrul KHIRUDIN	MAS	PETRONAS Mofaz Racing	26:03.641	14	7.943	119.43	1:37.943
13	9		S.H.Tom MUN	KOR	E-Rain Racing	26:04.693	14	8.995	119.35	1:38.035
14	18	R	Natasha SEATTER	MAS	PETRONAS Mofaz Racing	26:05.562	14	9.864	119.28	1:38.175
15	75	R	Mun Shien CHANG	MAS	IM Racing	26:18.296	14	22.598	118.32	1:38.482
16	7	R	Nabil JEFFRI	MAS	Eurasia Motorsport	26:29.868	14	34.170	117.46	1:36.765

### NOT CLASSIFIED

14			Dustin SOFYAN	INA	Eurointernational	19:14.116	11	D.N.F.	127.15	1:36.314
88	R		Oscar TUNJO	COL	Meritus	14:39.238	9	D.N.F.	136.58	1:36.446
2	R		James BIRCH	GBR	Atlantic Racing Team	5:11.344	3	D.N.F.	128.82	1:39.881

### FASTEST LAP

22	G		Yuichi NAKAYAMA		Asia Racing Team	1:36.098	4	86.19mph	138.72kph
69	R		Richard BRADLEY		Eurasia Motorsport	1:36.229	7	86.08mph	138.53kph
55	SR		Kotaro SAKURAI		Eurasia Motorsport	1:36.283	5	86.03mph	138.45kph
14			Dustin SOFYAN		Eurointernational	1:36.314	8	86.00mph	138.41kph




Okayama

Circuit Length = 3.7030 km.

Start: 11:03 End: 11:29

Car 7, 30s drive through penalty applied, forcing another car off track.

Car 38 excluded, ran into another car during safety car deployment.

Steward: 	Steward: 	Steward: 	Issued at: 15.10 Hrs.
-------------------------------------------------------------------------------------------------	-------------------------------------------------------------------------------------------------	--------------------------------------------------------------------------------------------------	--------------------------

www.mstworld.com

Printed - 14:20 Sunday, 31 October 2010

Cleak of the Course